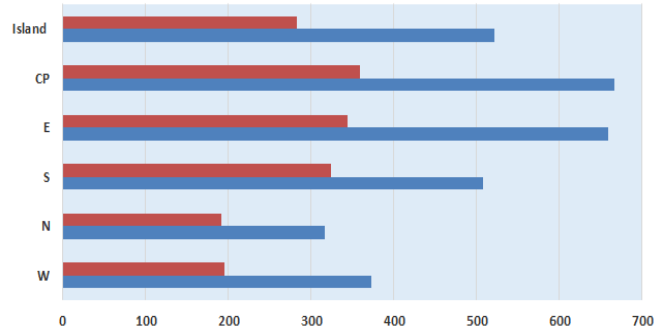


Mauritius Meteorological Services

Mean Rainfall for 1-31 January 2023

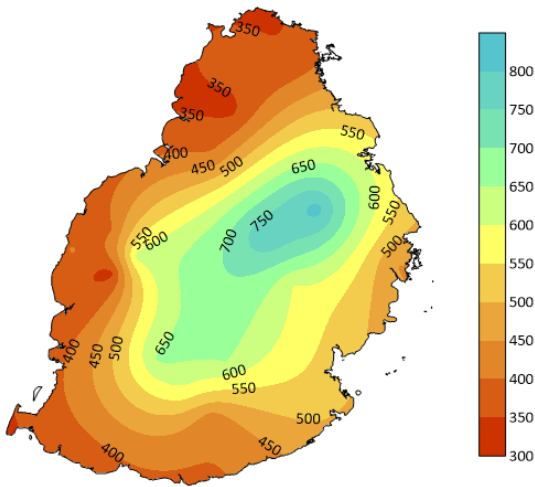
Mauritius

Very wet conditions prevailed over the island in January 2023 and it turned out to be the wettest January since the last 20 years. The island recorded about 521 mm of rainfall, which represents 185 % of the long-term mean. Rainfall was in excess almost over the whole island, especially in the region of Fuel, Bel Etang, Quatre Bornes and Grande Providence where it was by 350-530 mm.

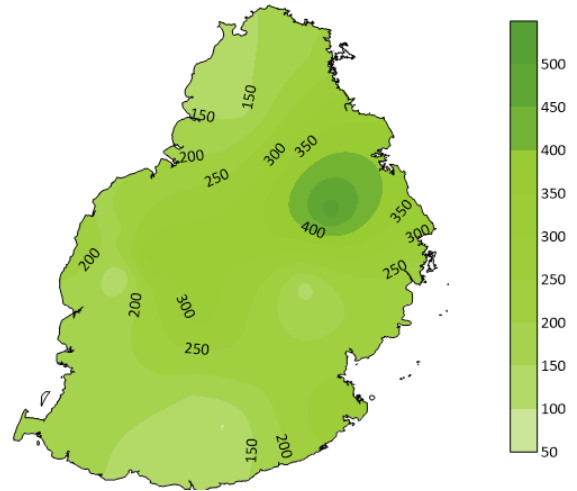


	W	N	S	E	CP	Island
LONG TERM MEAN for January 2023	195	191	324	344	359	282
Actual Mean Rainfall (mm) January 2023	372	316	507	659	666	521

Observed Rainfall (mm)



Rainfall Anomaly (mm)



Outer Islands

		Amount (mm)		
Stations		Actual Rainfall	LTM Rainfall	% of LTM
Rodrigues	Pointe Canon	118	142	83
	Plaine Corail	150	139	108
	Citronelle	180	198	91
Agalega		245	273	90
St Brandon		57	142	40

Near normal rainfall were recorded over Rodrigues and Agalega

Dry conditions prevailed over St. Brandon.

Ram Dhurmea

For Acting Director

03 February 2023